

Incident Activity

1,888 incidents attended between April and June, **1%** less incidents than last year

In Q1, our crews attended **869** fire incidents, a reduction of **2%** on last year



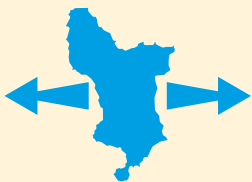
Malicious False Alarms

We attended **22** hoax fire calls in Q1, distracting our crews from potential life-threatening situations

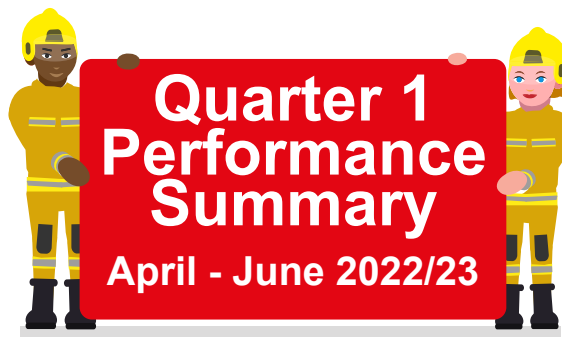


Operational Assurance

During the quarter we undertook **19** training exercises, **7** included multi agency exercises and **4** with over-border crews



Derbyshire
Fire & Rescue Service
Making Derbyshire Safer Together



Casualties and Fatalities

2 accidental fire deaths in Q1 with **15** people hospitalised with injuries from accidental fires



Protection Activities

We attended **42** fires in commercial buildings between April and June



Incident Response

In Q1, **10,700** emergency calls were answered by Joint Control staff who achieved an average call handling time of **88** seconds to fires in buildings or vehicles



Our first pumps arrived at **74.5%** of life-risk fires within **10** minutes of being mobilised, which is slightly below our target of **80%**



This quarter, our On-Call appliance availability was **80%** while Wholtime pumps were available more than **99%** of the time



Our crews and protection teams visited over **2,000** commercial properties in Derbyshire to identify any potential risks



Accidental Dwelling Fires

155 accidental house fires attended between April and June, **60** of these fires were cooking related and **15** were as a result of smoking



50 fires in April is the second highest monthly total since 2009/10 for accidental dwelling fires

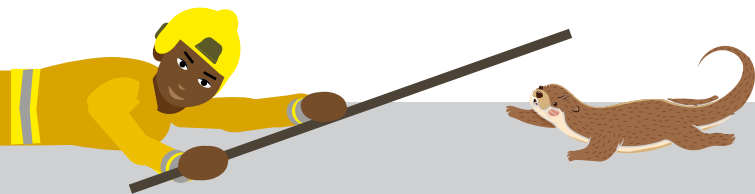


82% of houses that had an accidental fire in Q1 had a smoke alarm fitted



Emergency Special Services

DFRS attended over **400** emergency special service incidents in Q1, including helping out Police and Ambulance on **121** occasions and **20** animal rescues



Deliberate Fires

Crews attended **403** deliberate fires in Q1, our second highest recorded quarterly total of the last decade.

Almost **2/3** of these fires involved grass and rubbish fires outdoors.

Chesterfield, Heanor and Nottingham Road all saw notable spikes in deliberate fires.



Road Traffic Collisions (RTCs)

9 people were killed or seriously injured at RTCs attended by DFRS during Q1



Water

2 accidental water fatalities occurred in quarter 1 and a further **4** people were rescued in water incidents



People

By the end of June **14%** of our operational workforce were from under-represented groups and **11.2%** of our operational workforce were female

During quarter 1, we recorded **2.4** average shifts lost to sickness



Prevention Activities

Between April and June, we delivered over **3,700** Safe and Well checks to vulnerable people in Derbyshire and we fitted almost **2,000** smoke alarms



over **48** people were referred on to other agencies to help support their Health and Wellbeing



53 people used our new online Safe and Well checks system